


ADESILEX P22

Ready-for-use paste adhesive for ceramic tiles with no vertical slip and extended open time for ceramic tiles



CLASSIFICATION IN COMPLIANCE WITH EN 12004

Adesilex P22 is a slip resistant (T), normal dispersion adhesive (D1) and with extended open time (E) classified as DITE.

WHERE TO USE

- Indoor bonding of ceramic tiles and mosaics of every type on walls and ceilings, even on deformable surfaces.
- Spot-bonding insulating materials such as expanded polystyrene and polyurethane, rock and glass wool, wood-cement panels, foamed-concrete elements, sound-deadening panels, etc.

Some application examples

- absorbent tiles on precast or cast reinforced-concrete walls;
- tiles on gypsum-plasters, sprayed gypsum and precast panels;
- tiles on gypsum-board walls;
- absorbent tiles on painted walls;
- absorbent tiles on old tiles;
- large format tiles on walls;
- installation of insulating panels on plaster;
- installation of expanded polystyrene ceilings.

TECHNICAL CHARACTERISTICS

Adesilex P22 is a water-dispersion adhesive based on acrylic resins, fine-graded mineral fillers and various admixtures. **Adesilex P22** is ready for use: it is a viscous paste but is easily trowellable, even on vertical surfaces and has a particularly long open time. Once laid, the tiles adhere immediately, even on vertical surfaces, owing to the excellent initial grab. **Adesilex P22** sets by means of the evaporation of the water it contains until it becomes highly flexible and forms an extremely strong bond that resists all the vibrations and deformation to which building materials are subject. Although the water resistance of **Adesilex P22** is good, it is lower than cement-based adhesives.

RECOMMENDATIONS

Do not use **Adesilex P22**:

- for outdoor or continuous-immersion applications (swimming pools, basins, etc.);
- on metal surfaces;
- for installing non-absorbent tiles on non-absorbent substrates;
- for fixing natural stone particularly limestones of light colour (e.g. Carrara marble).

In these situations, use specialized products from the MAPEI range.

APPLICATION PROCEDURE

Preparing the substrate

Adesilex P22 can be used on all substrates that are consistent and free of oils, grease, wax, crazing, loose plaster, laitance and free from residual or permanent damp.

Cement substrates that are to be laid with **Adesilex P22** must be dry (as an indication allow 1 week of drying time for each centimetre thickness). Where this is not observed **Adesilex P22** will not have a regular setting time.

Adesilex P22 can be used on gypsum and similar materials without priming as long as the surface is dry and solid.

Adesilex P22 is also ideal for bonding absorbent ceramic tiles on painted or enamelled walls and walls painted with water-points, as long as the paints is still firmly anchored to the surface.

However laying on walls whitewashed with lime is not advisable.

Applying the adhesive

Adesilex P22 is applied to the substrate with a notched trowel. When choosing the right trowel, the general principle to follow is to choose one that gives a coverage to at least 65% of the back of the tile.

- For mosaics up to 5x5 cm, the MAPEI square-notched trowel no. 4 is recommended (coverage about 1.5 kg/m²).
- For normal ceramic wall tiles, the MAPEI V-notched trowel no. 5 is recommended (coverage about 2.5 kg/m²).
- For very irregular surfaces and tiles with high ribs or lugs, the MAPEI V-notched trowel no. 6 is recommended (coverage approx. 4 kg/m²).

Adesilex P22's open time in normal temperature and humidity conditions is between 40 and 45 minutes so the tiles must be laid within this time and care will have to be taken over how much surface is covered at one time (4-6 m² at a time).

Should the adhesive form a skin, the surface must be re-trowelled.

Never work when the temperature is below +5°C.

Laying the tiles

It is not necessary to wet the tiles before laying; if, however, the backs are very dusty, they should be quickly dipped in clean water.

The tiles are normally laid under a firm pressure to ensure good contact with the adhesive; once laid, they do not tend to slip, even on vertical substrates.

Any adjustment must be carried out within 60 minutes.

Tiles laid with **Adesilex P22** must not be exposed to water for at least 10 days after laying.

Bonding insulating materials

Insulating panels, decorative ceilings, foamed-concrete blocks, etc. can all be applied by either spot-bonding or full-bonding.

Adesilex P22 is applied with a notched trowel or an ordinary trowel in a quantity necessary to ensure good bonding.


Always observe the open time. The various materials are then fixed under a firm pressure so as to guarantee good contact with **Adesilex P22**.




Installing an expanded-polystyrene ceiling




Tiling on gypsum plaster



Tiling on ordinary plaster



Tiling on fibre-cement



Tiling on gypsum board



Tiling on reinforced-concrete walls



Tiling on expanded polystyrene



Tiling on painted walls

GROUTING AND SEALING

Joints can be grouted after 24 hours with suitable MAPEI cement or epoxy grouts, which are available in different colours.

READY FOR USE

Surfaces are ready for use after 7-14 days, depending on the substrate absorbency.

CLEANING

While it is still fresh, **Adesilex P22** can be cleaned off the tiles with a damp sponge.

Tools, hands and materials bonded with **Adesilex P22** can be cleaned easily with water as long as the adhesive is fresh. When it is dry, it can be cleaned off with petrol, acetone or turpentine based products.

CONSUMPTION

Ceramic bonding

mosaics:	1.5 kg/m ² (trowel no. 4)
15x15 tiles on normal rendering:	2.5 kg/m ² (trowel no. 5)
15x15 tiles on gypsum or very smooth surfaces:	1.8 kg/m ² (trowel no. 4)

Insulating materials

spot-bonding foam materials:	0.5-0.8 kg/m ²
bonding foamed-concrete elements:	1.5 kg/m ²
full-bonding on rough surfaces:	2.5 kg/m ²

PACKAGING

Adesilex P22 is supplied in:
 25-kg plastic buckets
 12-kg plastic buckets
 5-kg plastic buckets
 1-kg plastic tubs in 12 unit bags.

STORAGE

Adesilex P22 can be stored 24 months in original packaging.

SAFETY INSTRUCTIONS FOR THE PREPARATION AND APPLICATION

Adesilex P22 is not considered dangerous according to the European regulation regarding the classification of mixtures. It is recommended to wear gloves and goggles and to take the usual precautions taken for the handling of chemicals. For further and complete information about the safe use of our product please refer to the latest version of our Material Safety Data Sheet.

PRODUCT FOR PROFESSIONAL USE.

TECHNICAL DATA (typical values) In compliance with: – European EN 12004 as DITE	
PRODUCT IDENTITY	
Consistency:	thick paste
Colour:	white
Density (g/cm³):	1.65
Dry solids content (%):	80
Brookfield viscosity (mPa·s):	1,000
APPLICATION DATA (at +23°C - 50% R.H.)	
Application temperature range:	from +5°C to +35°C
Open time (according to EN 1346):	30 minutes
Adjustability time:	60 minutes
Grouting:	after 24 hours
Ready for use:	after 7-14 days according to absorption
FINAL PERFORMANCES	

Shear adhesion strengths according to EN 1324: – initial (N/mm ²): – after heat ageing (N/mm ²):	2 3.5
Resistance to damp:	fair
Resistance to solvents and oils:	poor
Resistance to acids and alkalis:	poor
Temperature range when in use:	from -30°C to +90°C
Deformability:	highly deformable

WARNING

Although the technical details and recommendations contained in this product data sheet correspond to the best of our knowledge and experience, all the above information must, in every case, be taken as merely indicative and subject to confirmation after long-term practical application; for this reason, anyone who intends to use the product must ensure beforehand that it is suitable for the envisaged application. In every case, the user alone is fully responsible for any consequences deriving from the use of the product.

Please refer to the current version of the Technical Data Sheet, available from our website www.mapei.com

121-1-2014-gb

Any reproduction of texts, photos and illustrations published here is prohibited and subject to prosecution

